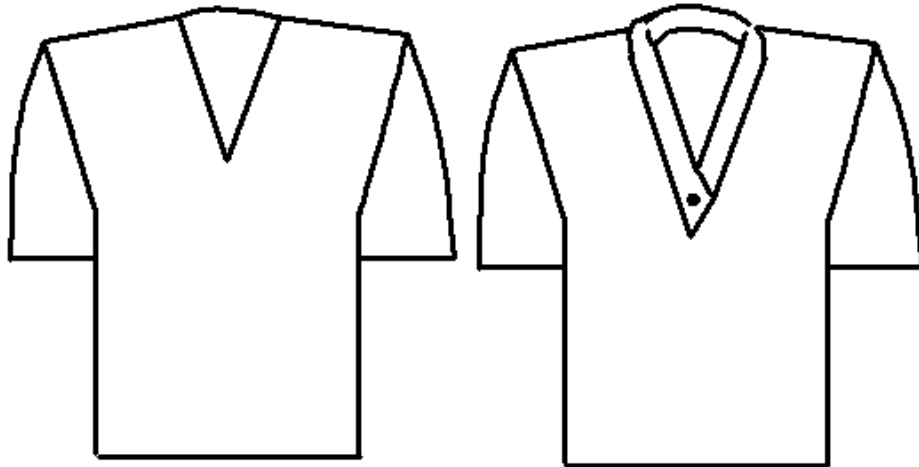
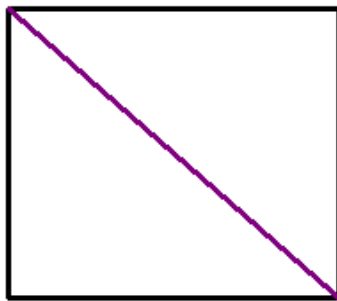


### Fast Fake Collar

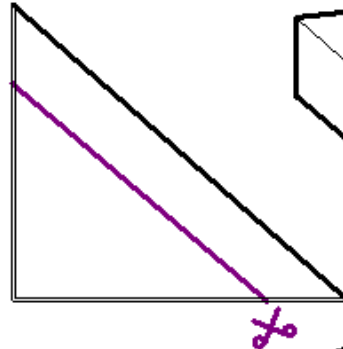
Add a collar to a plain blouse in minutes with this simple scarf technique.  
Looks great on V-Neck or Jewel neck blouses and T-shirts!



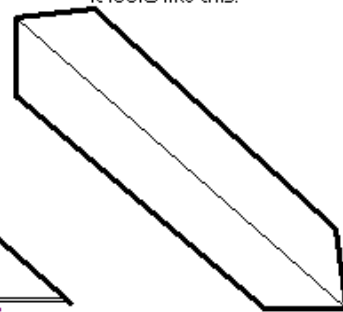
1. Fold .8 metres (7/8 yd) in half diagonally.



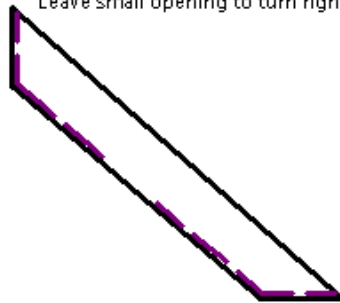
2. Measure 12.5 cm (5") from the fold and cut.



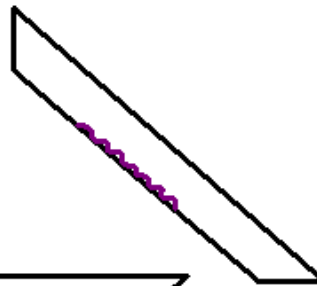
3. When you open the scarf it looks like this.




4. Re-fold right sides together and sew with narrow seam allowance. Leave small opening to turn right side out.



5. Turn right side out. Hand stitch opening. Press



6. Place scarf around neck with shorter edge to the inside. A natural fold will occur. Secure ends with a light weight brooch or pin.



copyright 2012  
Petite Plus Patterns

#### PETITE PLUS PATTERNS

785 First Street  
PO Box 157  
Sointula BC  
Canada V0N 3E0

Telephone:  
Toll Free Canada & USA  
1-877-909-8668

Local & Overseas  
250-973-2327

Fax: 250-973-6005

info@petitepluspatterns.com  
www.petitepluspatterns.com